



















FLEXIGLOW™

Illuminated Multimedia Keyboard Information Sheet

Thank You for purchasing the Flexiglow™ Illuminated Multimedia Keyboard. Please read the following details carefully.

Multi-Media Button Information	
	Web Browser Home: <i>Launch your web home page</i>
	Launch Email: <i>Launch your email application</i>
	Web Browser Back: <i>Go back to previous web page</i>
	Web Browser Forward: <i>Go to the next web page</i>
	Web Browser Search: <i>Launch your web search function</i>
	Web Browser Refresh: <i>Update and refresh the web page</i>
	Web Favourites: <i>Open my favourites</i>
	Web Browser Stop: <i>Stop the launching the current web page</i>
	Media Player: <i>Launch the media player</i>
	Volume Down: <i>Decrease the volume</i>
	Volume Up: <i>Increase the volume</i>
	Mute: <i>Disable the sound</i>
	Media Stop: <i>Stop the media playing</i>
	Previous Track: <i>Change to the previous media track</i>
	Play / Pause: <i>Toggle to play and pauses the media</i>
	Next Track: <i>Change to the next media track</i>
	My Computer: <i>Launch My Computer browser</i>
	Sleep: <i>Launch sleep mode to save 70% power consumption</i>

Care and Maintenance Information
<ul style="list-style-type: none"> ▪ Avoid spilling of liquids such as soft drinks and coffee onto the keyboard ▪ Use a dry lint free cloth to clean keys ▪ Do not use harsh cleaners or solvents ▪ Do not apply unreasonable force to the keys or between the keys ▪ Do not leave the keyboard in direct sunlight <p>Turn off the EL back light when keyboard is not in use – this will ensure maximum life from the EL panel</p>

Downloading Keyboard Drivers from the Internet			
<ol style="list-style-type: none"> 1. Open your web browser and navigate to the web address: http://www.microsoft.com/hardware/mouseandkeyboard/Download.mspx 2. Once the web page has loaded you will need to complete three steps to download the correct driver: 3. Select your product as Multimedia Keyboard 4. Select your operating system from the list provided 5. Select your operating system language and then click on the Go button. 6. A new page will load with a link to the correct driver. Following the instructions provided on the web site to download and install the driver. 			
O.S. Version	Driver Name	Driver Details	Quick Download Location
Windows Me, 98, and NT	IntelliType Pro keyboard software version 2.22 for Windows Me, 98, and NT 4.0	Filename: ITP5_0Eng.exe Size: 6889 KB Published: 8/29/2003 Version: 5.00	http://www.microsoft.com/downloads/details.aspx?FamilyID=32b6e929-84c7-4f82-a7fd-0f56e1612f85&DisplayLang=en
Windows XP and Windows 2000	IntelliType Pro Keyboard Software Version 5.0 for Windows XP and Windows 2000	Filename: ITP5_0Eng.exe Size: 6889 KB Published: 8/29/2003 Version: 5.00	http://www.microsoft.com/downloads/details.aspx?FamilyID=3d0ba152-5d92-4772-a2fd-5ab35c750685&DisplayLang=en

Warranty Information
Your Flexiglow™ Multimedia Illuminated Keyboard is warranted from manufacturer's defects for a period of 6 months. Any tampering with the keyboard will void warranty. Make all warranty claims through authorised dealers.